

PRINCE2® Courses

Get in touch



Call us today:
020 7089 6161

Email us at:
info@maventraining.co.uk

Our PRINCE2 courses will equip you with a detailed knowledge of the PRINCE2 method, the PRINCE2 project lifecycle and the seven principles, seven processes and seven themes central to running a project using this method – that is, with a firm grounding for you to apply the PRINCE2 method to projects. We will give you extensive practice in using PRINCE2 techniques and show you how you can tailor PRINCE2 to your organisational requirements. We provide pre-course materials and activities to enable you to prepare for the course so that you can take full advantage of the trainer's knowledge and guidance. The successful completion of the Foundation and Practitioner examinations will give you a recognised Practitioner qualification. Maven is a Registered Education Provider for PMI and this course carries 27 Professional Development Units (PDUs).

By the end of this course you will be able to:

- List the five key characteristics of a project and the key differences between a project and 'business as usual'
- List and define the seven principles, seven themes and seven processes of PRINCE2
- Describe how application of the seven principles can prevent projects from failing
- Describe how the seven processes make up the PRINCE2 Lifecycle
- List and describe the key roles in a project and their responsibilities
- Understand Quality in the context of project management
- Review and understand the contents of a Project Brief
- List the different levels of plans available in a PRINCE2 project, their use and their authorship/ownership
- Create a Product Description
- List the PRINCE2 project strategies E.g. Risk Management Strategy, Configuration Management Strategy
- Create a Product Breakdown Structure
- Create a Product Flow Diagram
- Identify suitable points for End Stage Assessments
- Create a Business Case
- Describe how a Project Initiation Document is assembled
- Assign PRINCE2 Risk Responses to identified risks
- Create a Work Package
- Assign quality review roles based on the PRINCE2 quality review technique
- Describe the reports, registers and logs used in a PRINCE2 Project environment in terms of content, authorship and function
- Construct a change procedure
- List ways in which PRINCE2 can be tailored to fit different types of project
- Undertake the PRINCE2 Foundation and Practitioner examinations
- Practice sample Foundation and Practitioner questions as part of exam preparation

> Learning Objectives

Delegates give up their valuable time to train with us and we promise to give nothing less than our very best to ensure they achieve their learning goals. We strive to provide the best opportunity to join our ranks of successfully qualified delegates – our above national average pass rates for accredited courses stand as a testament to our commitment to maintaining a quality service.

> Why choose Maven?

- Change Management Foundation and Practitioner
- APMP with prior learning
- MSP® Foundation and Practitioner

> Follow-on courses

Introduction

- Basics of PRINCE2
- PRINCE2 Principles, Themes and Processes

Project Lifecycle

- Processes, themes and documents used to assess viability of a project

Initiation Stage

- Processes, themes and documents used to initiate a project

Subsequent Delivery Stages

- Processes, themes and documents used to run through, more than once if necessary, the subsequent delivery stages

Final Delivery Stages

- Processes, themes and documents used to complete the project, handing it over to operations



















Examination Preparation

- Review of examination questions, mapped against key areas of the PRINCE2 manual
- Review of the different types of exam questions



> Course Content

PRINCE2 Course Structure

	Duration	Pre-requisites	Pre-course	Exam format	What's included in the price?			
					Lunch	Exam fees	Course materials	Course manual
Foundation	3 days - Mon-Wed (Fri-Sun weekend course)	None		1 hour, MC, 75 questions, 1 mark each, Pass mark 50%				
Foundation and Practitioner	5 days - Mon-Fri (Foundation: Fri-Sun (week 1)/ Practitioner: Sat-Sun (week 2)) * 4 days accelerated course over a Bank Holiday week	Delegates must complete the Foundation exam in order to progress to Practitioner level.		Foundation + 2.5 hour, OTE, 9 questions, 12 marks each, Pass mark 55%				
Exam Preparation	2 days - Thur-Fri (Sat-Sun weekend course)	Delegates who have sat their Foundation with Maven less than 2 months prior to attendance or who have not had success with the Practitioner exam in the past.		2.5 hour, OTE, 9 questions, 2 marks each, Pass mark 55%				Delegates should have the manual from previous Foundation course.
Consolidation	3 days Wed-Fri	Delegates who have sat their Foundation course more than two months prior to attendance, with another provider, or self-learning.		2.5 hour, OTE, 9 questions, 12 marks each, Pass mark 55%				Delegates may have the 2005 or 2009 manual from a previous course. Call to discuss.